


THE CULTURAL AND CREATIVE CITIES MONITOR

2017 edition

Why are culture and creativity important for cities?



72.5%

of EU population lives in cities



EU economic activity is concentrated in cities

68%

of all GDP* is generated in cities

(*) GDP=Gross Domestic Product

4.4%

of GDP is produced by cultural and creative sectors



Cultural and creative sectors employ

8.8 million

people



3.8%

of total EU employment

-1.4%



Employment in the overall economy

+0.7%



Employment in cultural and creative sectors

Employment in these sectors was resilient to the crisis between 2008 and 2011

#EUCreativeCities

Cultural and Creative Cities Monitor online:

<https://composite-indicators.jrc.ec.europa.eu/cultural-creative-cities-monitor>

Sources: European Commission, Eurostat, and experimental data



European Commission

THE CULTURAL AND CREATIVE CITIES MONITOR

2017 edition

What is the Cultural and Creative Cities Monitor?

The Cultural and Creative Cities Monitor is a tool to benchmark and assess the performance of European cities



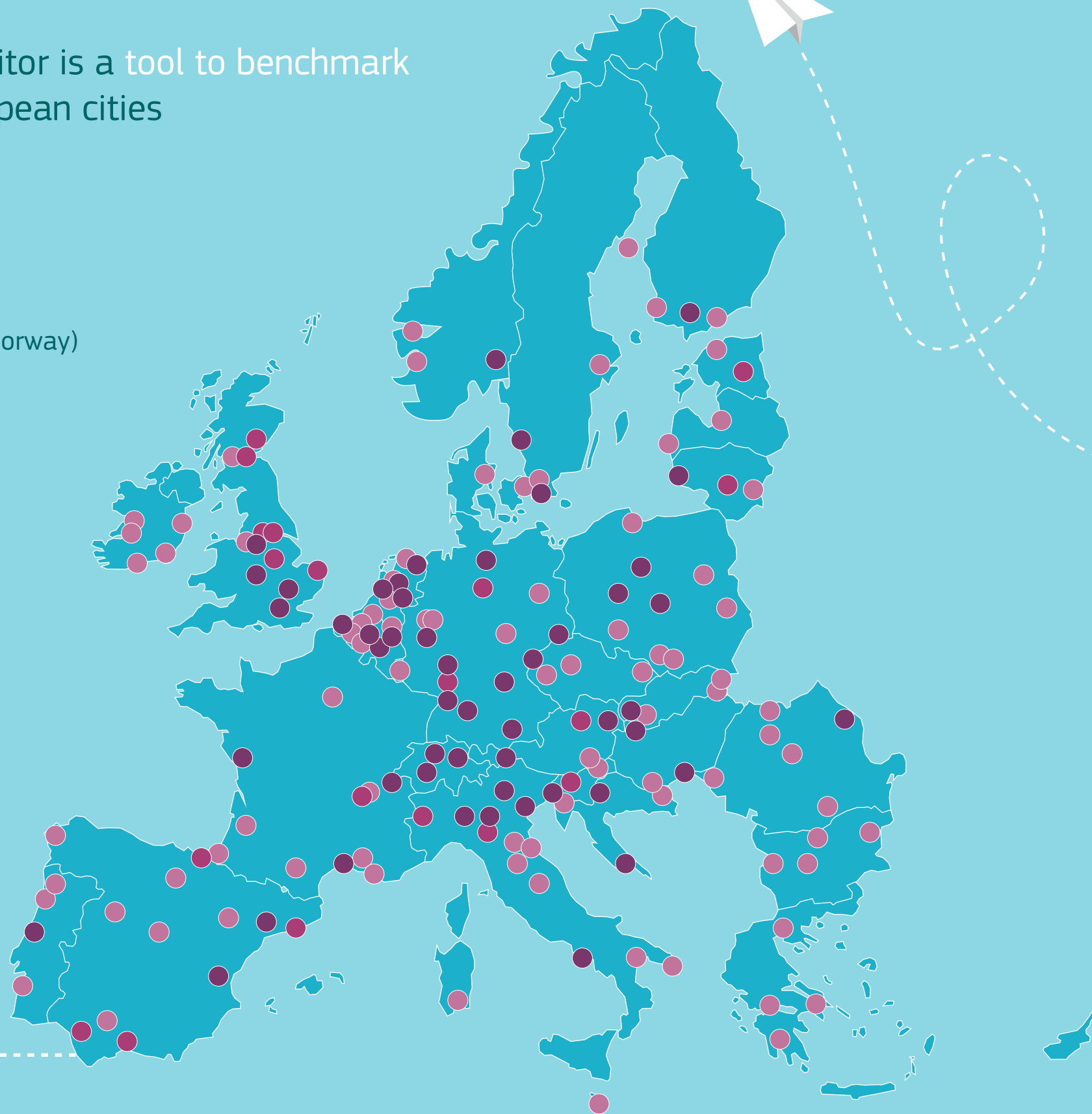
30 
European countries
(EU plus Switzerland and Norway)

168 
Cultural and Creative cities

93 ● European Capitals of Culture

22 ● UNESCO Creative Cities

53 ● Cities hosting at least two international cultural festivals



#EUCreativeCities

Cultural and Creative Cities Monitor online:

<https://composite-indicators.jrc.ec.europa.eu/cultural-creative-cities-monitor>

Sources: European Commission, Eurostat, and experimental data



European
Commission

THE CULTURAL AND CREATIVE CITIES MONITOR

2017 edition

What is the Cultural and Creative Cities Monitor?

The indicator framework of the Cultural and Creative Cities Monitor is made of:



#EUCreativeCities

Cultural and Creative Cities Monitor online:

<https://composite-indicators.jrc.ec.europa.eu/cultural-creative-cities-monitor>

Sources: European Commission, Eurostat, and experimental data

THE CULTURAL AND CREATIVE CITIES MONITOR

2017 edition

What can it be used for?

The Cultural and Creative Cities Monitor can be used by anyone with an interest in cities in Europe and notably by local authorities to support them in defining and assessing their local policies.

With the Monitor and its Online Tool you will be able to:

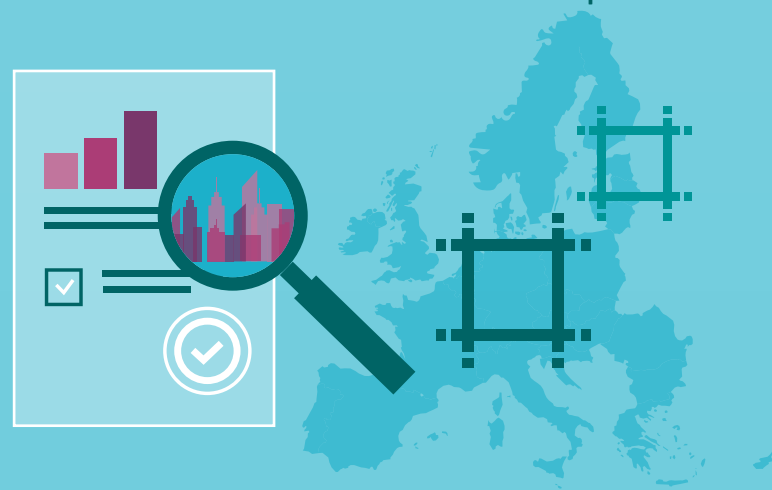
ASSESS

how cultural and creative a city is



BENCHMARK CITIES

within countries and across Europe



EXPLORE POLICY


or research questions such as:

In which cities do 'Cultural Vibrancy' and the 'Creative Economy' reinforce each other most?


Which assets do best enable a city's 'Creative Economy'?

Do culture and creativity contribute to jobs/wealth?

LEARN what peers are good at and look for opportunities for fruitful exchanges



CREATE your own Index by adapting weights and adding your data



#EUCreativeCities

Cultural and Creative Cities Monitor online:

<https://composite-indicators.jrc.ec.europa.eu/cultural-creative-cities-monitor>

Sources: European Commission, Eurostat, and experimental data



European
Commission

THE CULTURAL AND CREATIVE CITIES MONITOR

2017 edition

Key Findings

01

Cultural and Creative Cities have more jobs and a diverse work force

Compared to European cities with 50,000 inhabitants or more, the Cultural and Creative Cities included in 2017 Cultural and Creative Cities Monitor have:



#EUCreativeCities

Cultural and Creative Cities Monitor online:

<https://composite-indicators.jrc.ec.europa.eu/cultural-creative-cities-monitor>

Sources: European Commission, Eurostat, and experimental data




European
Commission

Key Findings

02

Leading Cultural and Creative Cities are more prosperous

In 2013, the GDP per capita of European Cultural and Creative Cities was € 750 higher for each additional point in the Cultural and Creative Cities Index, compared to 2009.



03

The ideal Cultural and Creative City in Europe is a mix of eight cities of mostly small and medium size



#EUCreativeCities

Cultural and Creative Cities Monitor online:

<https://composite-indicators.jrc.ec.europa.eu/cultural-creative-cities-monitor>

Sources: European Commission, Eurostat, and experimental data

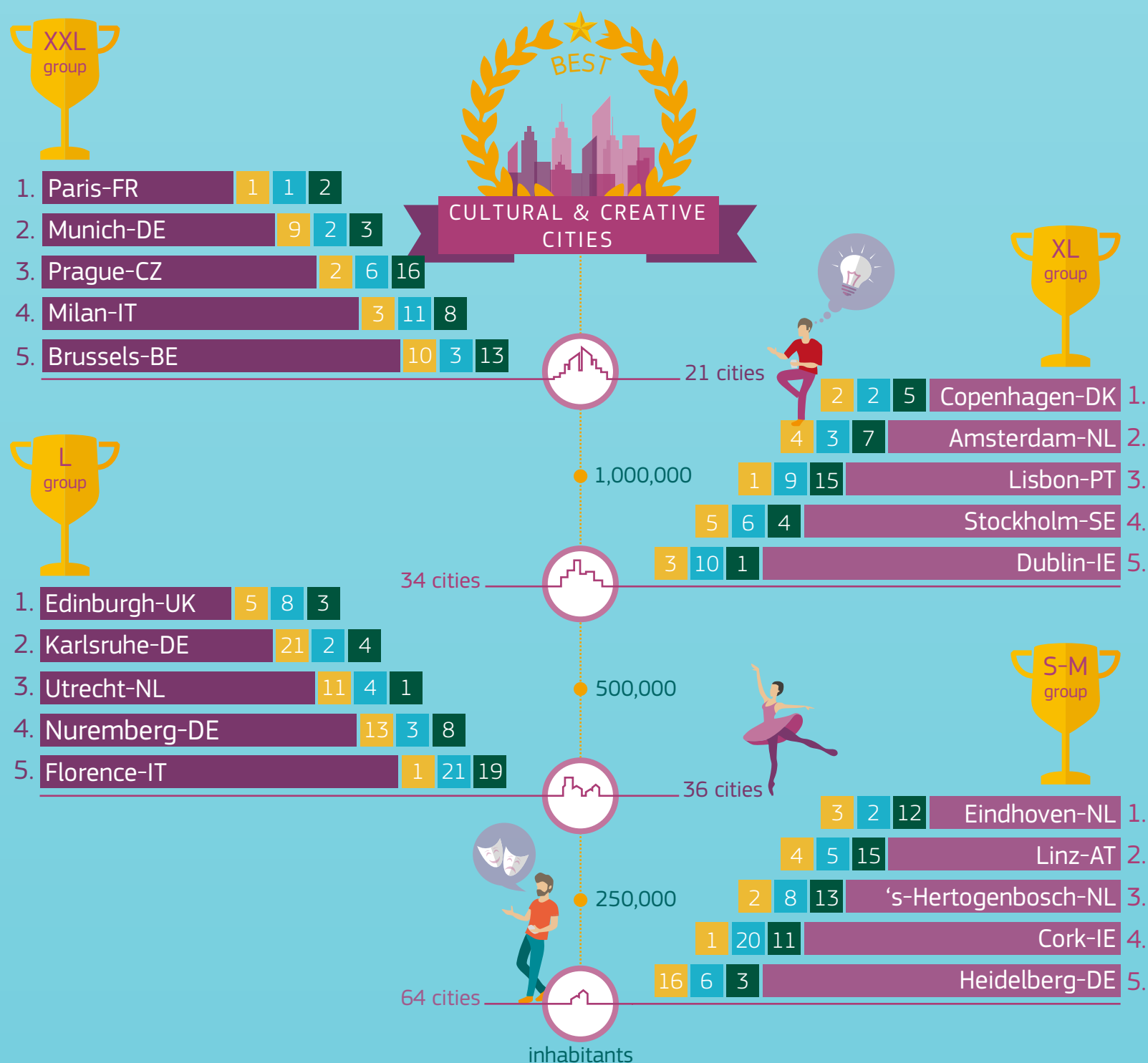


European
Commission

Key Findings

04

Paris, Copenhagen, Edinburgh, and Eindhoven lead in Culture & Creativity



#EUCreativeCities

Cultural and Creative Cities Monitor online:

<https://composite-indicators.jrc.ec.europa.eu/cultural-creative-cities-monitor>

Sources: European Commission, Eurostat, and experimental data



European Commission